



rebel

EXPRESS YOUR INDIVIDUALITY



Image simulated for illustrative purpose only.

The Rebel 500 is more than a bike; it's a reflection of your true self. Pairing old-school charm with modern muscle, it features a low-slung tubular steel frame wrapped around a twin-cylinder engine, delivering smooth, torque-rich performance with a distinct character.

While the ergonomic handlebars and the dynamic seat come together to enhance comfort and control from the very first mile. It's built for those who carve their own path and ride true to who they are.



REBEL 500

NATURAL RIDING POSITION

With a seat height of 690 mm and a neutral steering setup, the Rebel 500 is designed to give you a comfortable, balanced ride right from the beginning.



*Product shown in the picture may vary from actual product available in the market.

REBEL 500

ADVANCED LCD DISPLAY

The advanced LCD Display housed in 100 mm diameter dial shows all your essential ride data clearly, and what's more, it's easy to read even in bright sunlight.



*Product shown in the picture may vary from actual product available in the market.

REBEL 500

ENHANCED SEAT COMFORT

The new Urethane foam of Rebel 500 seat is built for all-day comfort, so no matter how far the road stretches, you'll stay comfortable all the way.




*Product shown in the picture may vary from actual product available in the market.

REBEL 500

MODERN
**LED
LIGHTING**

With a bold 175 mm circular headlight, slim 55 mm indicators, and a sleek oval taillight, the Rebel 500 blends classic style with modern LED clarity.



**Product shown in the picture may vary from actual product available in the market.*

REBEL 500

DYNAMIC
**TWIN-
CYLINDER
ENGINE**

Packed with 34 kW of peak power and 43.3 N-m of torque, the 471 cc Engine delivers smooth and strong performance, especially in the mid-range, making it perfect for any kind of ride.



*Product shown in the picture may vary from actual product available in the market.

REBEL 500

VERSATILE ACCESSORIES



TANK PAD
SIDE

TANK PAD
CENTER

BACKREST

RR CARRIER



*Product shown in the picture may vary from actual product available in the market.

REBEL 500



CHARGING SOCKET



SPECIFICATIONS

ENGINE

Engine type	4 Stroke, 8 valves Parallel Twin DOHC, Liquid Cooled
Bore X Stroke	67 x 66.8
Compression Ratio	10.7 ± 0.2
Displacement (cc)	471 cc
Net power (kw@rpm)	34 kW @8500 rpm
Maximum Torque	43.3 N-m @6000 rpm
No. of Gears	6
Top Speed (Km/Hr)	153 km/h

DIMENSIONS AND WEIGHT

Length x Width x Height	2205 mm x 810 mm x 1090 mm
Wheelbase	1490 mm
Kerb Weight	191 kg
Ground Clearance	125 mm
Seat Height	690 mm
Fuel tank capacity (L)	11.2 L
Frame Type	Steel Diamond

WHEELS, SUSPENSION
& BRAKES

Tyre size (Front)	130/90-16M/C 67H
Tyre size (Rear)	150/80-16M/C 71H
Brake type (Front)	Disc - 296 mm
Brake type (Rear)	Disc - 240 mm
Calliper Front	2 Piston
Calliper Rear	1 Piston
Front Suspension	Telescopic Forks
Rear Suspension	Showa Dual Shock Absorbers

ELECTRICALS

Battery	12 V, 7.4Ah
Headlight	LED
Tail Lamp	LED
Winkers	LED

Honda BigWing —EXCITES THE WORLD—




Bigwing Kottayam Central

Manipuzha
Kottayam
Tel: 9207139666
Mob: 9048066611

Honda Motorcycle and Scooter India Pvt. Ltd.,

Registered Office: Plot No. 1, Sector - 03, IMT Manesar, Distt. Gurugram (Haryana) - 122052, India

Customer Care: customercare@honda.hmsi.in **Website:** www.hondabigwing.in

Follow us on:   Honda BigWing India |   BigWingIndia